
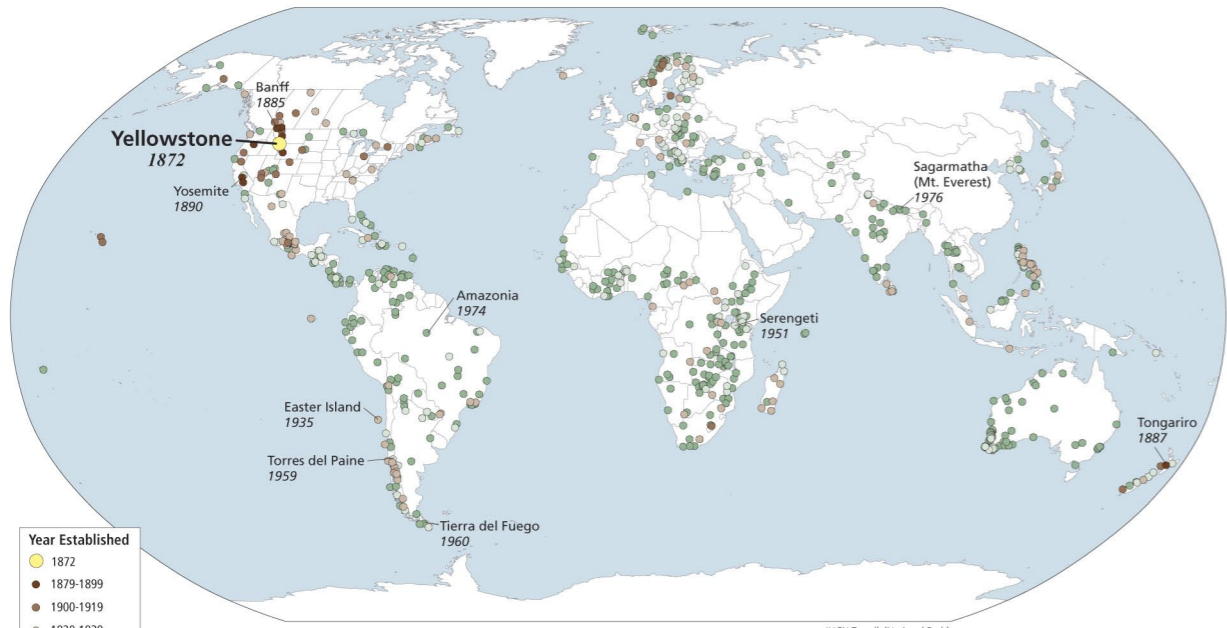
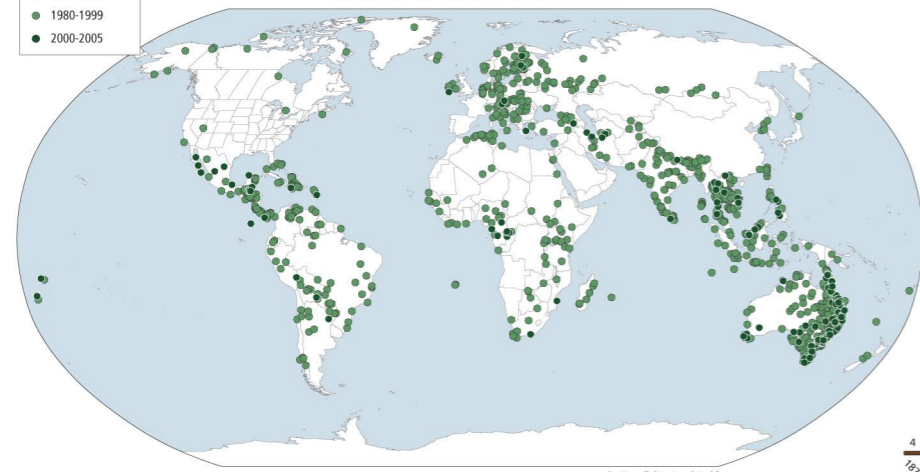


Yellowstone: The World's First National Park

National Parks 1872 - 1979

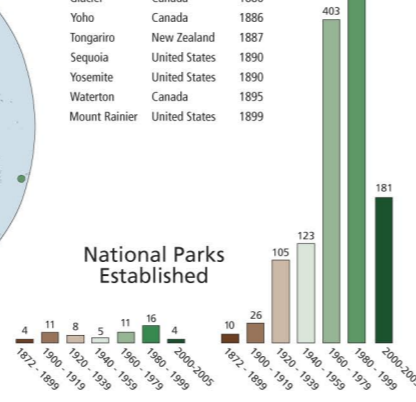


National Parks 1980-2005

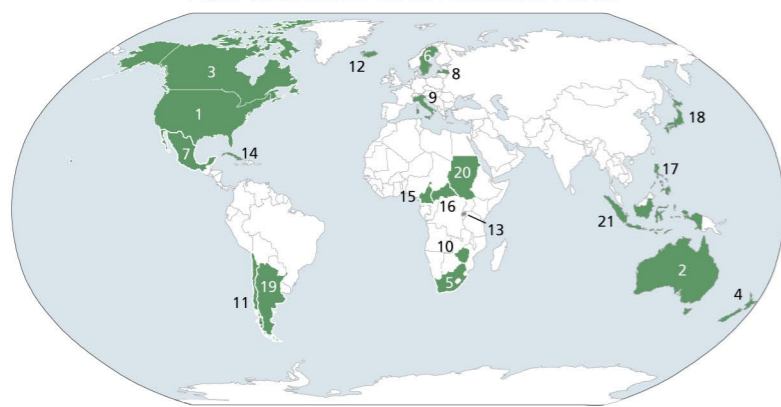


National Parks Established before 1900

| | | |
|---------------|---------------|------|
| Yellowstone | United States | 1872 |
| Royal | Australia | 1879 |
| Banff | Canada | 1885 |
| Glacier | Canada | 1886 |
| Yoho | Canada | 1886 |
| Tongariro | New Zealand | 1887 |
| Sequoia | United States | 1890 |
| Yosemite | United States | 1890 |
| Waterton | Canada | 1895 |
| Mount Rainier | United States | 1899 |



First Countries with National Parks



*The depiction of countries with no national parks may be due to the nature of classification. Only World Conservation Union (IUCN) Type II level designations named "National Parks" are shown. Type II designations are "protected areas managed mainly for ecosystem protection and recreation" that also include state parks, provincial parks, ecological reserves, protected areas, conservation reserves, archaeological reserves, and others.

There is no evidence that the world took much note when the U.S. Congress created the planet's first national park in 1872. In fact, little enough note was taken in the United States. But despite the lengthy growing pains, the national park movement flourished beyond the imaginations of its founders. By 2004, 59 national parks, plus an additional 329 national monuments, seashores, battlefields and other special sites, celebrated every aspect of the American landscape and experience.

If anything, the global national parks movement is even more popular; 180 countries have almost 1,900 parks or equivalent reserves. American scholar and conservationist Wallace Stegner wrote, "the national parks were the best idea the United States ever had and maybe will ever have." The worldwide popularity of national parks irrefutably buttresses Stegner's assertion.

The 1872 Yellowstone Act not only called for land and resource preservation, but also demanded—and this was a radically new idea-- that they should be preserved unimpaired for future generations. This notion posed extraordinary hurdles for managers of parks, because in the 19th century there were no templates for managing parks unimpaired and in perpetuity. Managers had to learn by doing. Today, park management is still a hopeful blend of art, science and politics. The sheer complexity of issues often compels managers to make decisions whether or not there is adequate scientific information or proven precedents.

| Park Name | Year Established | Acres 2004 | Visitors 2004 | First Protected as | in the Year |
|--|------------------|------------|------------------|---|-------------|
| 1 Yellowstone National Park | 1872 | 2,219,791 | 2,900,971 | Same | 1872 |
| 2 Sequoia and King's Canyon National Parks* | 1890/1940 | 404,051 | 1,533,778 | Sequoia and General Grant National Parks | 1890 |
| 3 Yosemite National Park | 1890 | 761,266 | 3,468,954 | Federal grant to CA | 1864 |
| 4 Mount Rainier National Park | 1899 | 235,625 | 1,229,609 | Same | 1899 |
| 5 Crater Lake National Park | 1902 | 183,224 | 462,541 | Same | 1902 |
| 6 Wind Cave National Park | 1903 | 28,295 | 653,735 | Same | 1903 |
| 7 Mesa Verde National Park | 1906 | 52,122 | 456,849 | Same | 1906 |
| 8 Glacier National Park | 1910 | 1,013,572 | 2,060,983 | Same | 1910 |
| 9 Rocky Mountain National Park | 1915 | 265,828 | 2,925,586 | Same | 1915 |
| 10 Hawaii Volcanoes National Park | 1916 | 323,431 | 1,162,032 | Same | 1916 |
| 11 Lassen Volcanic National Park | 1916 | 106,372 | 384,238 | National Monument | 1907 |
| 12 Denali National Park & Preserve | 1917 | 6,075,030 | 401,872 | Denali National Monument | 1917 |
| 13 Acadia National Park | 1919 | 47,390 | 2,219,891 | Sieur de Monts National Monument | 1916 |
| 14 Grand Canyon National Park | 1919 | 1,217,403 | 4,518,533 | National Monument | 1908 |
| 15 Zion National Park | 1919 | 146,598 | 2,684,977 | Mukuntuweap National Monument | 1909 |
| 16 Hot Springs National Park | 1921 | 5,550 | 1,619,288 | Reservation | 1832 |
| 17 Shenandoah National Park | 1926 | 199,045 | 1,290,812 | Same | 1926 |
| 18 Bryce Canyon National Park | 1928 | 35,835 | 1,006,471 | National Monument | 1923 |
| 19 Grand Teton National Park | 1929 | 309,995 | 2,331,923 | Same | 1929 |
| 20 Carlsbad Caverns National Park | 1930 | 46,766 | 426,983 | National Monument | 1923 |
| 21 Great Smoky Mountains National Park | 1934 | 521,752 | 9,223,712 | Same | 1934 |
| 22 Mammoth Cave National Park | 1934 | 52,830 | 1,979,299 | Same | 1941 |
| 23 Olympic National Park | 1938 | 922,651 | 3,074,147 | Same | 1938 |
| 24 Isle Royale National Park | 1940 | 571,790 | 17,390 | Same | 1940 |
| 25 Big Bend National Park | 1944 | 801,163 | 365,465 | Texas Canyons State Park | 1933 |
| 26 Everglades National Park | 1947 | 1,508,538 | 1,374,789 | Same | 1947 |
| 27 Virgin Islands National Park | 1956 | 14,689 | 779,642 | Same | 1956 |
| 28 Haleakala National Park | 1961 | 29,094 | 1,513,182 | Hawaii National Park - Haleakala Section | 1916 |
| 29 Petrified Forest National Park | 1962 | 93,533 | 588,020 | National Monument | 1906 |
| 30 Canyonlands National Park | 1964 | 337,598 | 378,729 | Same | 1964 |
| 31 Guadalupe Mountains National Park | 1966 | 86,416 | 184,911 | Same | 1966 |
| 32 North Cascades National Park | 1968 | 504,781 | 347,907 | Same | 1968 |
| 33 Redwood National Park | 1968 | 112,512 | 417,868 | Same | 1968 |
| 34 Arches National Park | 1971 | 76,519 | 747,754 | National Monument | 1929 |
| 35 Capitol Reef National Park | 1971 | 241,904 | 562,010 | National Monument | 1937 |
| 36 Voyageurs National Park | 1971 | 218,200 | 251,081 | Same | 1971 |
| 37 Badlands National Park | 1978 | 242,756 | 932,588 | National Monument | 1939 |
| 38 Theodore Roosevelt National Park | 1978 | 70,447 | 470,728 | National Memorial Park | 1947 |
| 39 Bryce Canyon National Park | 1980 | 172,924 | 490,178 | National Monument | 1968 |
| 40 Channel Islands National Park | 1980 | 249,561 | 593,708 | National Monument | 1938 |
| 41 Gates of the Arctic National Park & Preserve | 1980 | 8,472,506 | 10,302 | National Monument | 1978 |
| 42 Glacier Bay National Park & Preserve | 1980 | 8,472,506 | 349,936 | National Monument | 1925 |
| 43 Katmai National Park & Preserve | 1980 | 4,093,229 | 899 | National Monument | 1918 |
| 44 Kenai Fjords National Park | 1980 | 669,983 | 251,824 | Same | 1980 |
| 45 Kobuk Valley National Park | 1980 | 1,669,813 | 16,701 | National Monument | 1978 |
| 46 Lake Clark National Park & Preserve | 1980 | 4,030,025 | 4,976 | National Monument | 1978 |
| 47 Wrangell-St. Elias National Park & Preserve | 1980 | 13,175,901 | 57,221 | National Monument | 1978 |
| 48 Great Basin National Park | 1986 | 77,180 | 81,502 | National Monument | 1922 |
| 49 National Park of American Samoa | 1988 | 9,000 | not yet reported | Same | 1988 |
| 50 Dry Tortugas National Park | 1992 | 64,701 | 68,522 | Fort Jefferson National Monument | 1935 |
| 51 Death Valley National Park | 1994 | 3,372,402 | 853,494 | National Monument | 1933 |
| 52 Joshua Tree National Park | 1994 | 789,745 | 1,286,114 | National Monument | 1936 |
| 53 Saguaro National Park | 1994 | 91,440 | 679,720 | National Monument | 1933 |
| 54 Black Canyon of the Gunnison National Park | 1999 | 32,950 | 173,520 | National Monument | 1933 |
| 55 Cuyahoga Valley National Park | 2000 | 32,861 | 3,305,182 | National Recreation Area | 1974 |
| 56 Great Sand Dunes National Park & Preserve | 2000 | 84,670 | 268,290 | National Monument | 1932 |
| 57 Wolf Trap National Park for the Performing Arts | 2002 | 130 | 539,311 | Wolf Trap Farm Park for the Performing Arts | 1966 |
| 58 Congaree National Park | 2003 | 26,546 | 121,705 | National Monument | 1976 |

*King's Canyon was designated in 1940 and added onto Sequoia National Park

U.S. National Parks and Protected Areas

